

***New Comfort
Commercial Water/Air Purifier
Model H2O-5000***





OWNER'S MANUAL

Please read all of the information provided in this owner's manual before operating your new Ozone generator.

WARNING

This air unit is not a medical device. Do not stop or alter any medical therapy programs or medications without the advice of your physician. Excessive ozone concentrations may cause mucous membrane or respiratory irritation.

	<p data-bbox="493 584 624 611">CAUTION</p> <p data-bbox="409 644 710 703">RISK OF ELECTRICAL SHOCK DO NOT OPEN</p> <p data-bbox="479 820 639 847">ATTENTION</p>	
<p data-bbox="183 1010 935 1074">CAUTION: NEVER PLUG UNIT INTO A POWER STRIP. ALWAYS PLUG UNIT DIRECTLY INTO A WALL OUTLET.</p>		

The “lightning bolt” indicates un-insulated material within your unit may cause an electrical shock. For the safety of everyone, do not remove product covering.

WARNING – Failure to properly clean (every 6 months) inspect, maintain, and/or replace defective plates may result in a fire hazard.

Read ALL Instructions Carefully Before Using This Product.

FOR YOUR RECORDS

Please record the model and serial number below, for easy reference, in case of loss or theft. These numbers are located on the back panel of your air purification unit. Space is also provided for other relevant information.

Model Number _____

Serial Number _____

Date of Purchase _____

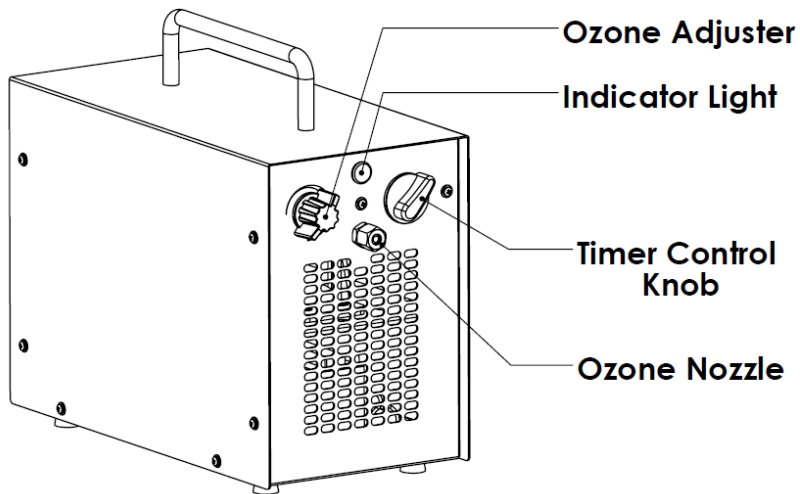
Purchased From _____

SPECIFICATIONS

Model:	H2O-5000
Rated Voltage:	USA/Japan AC 100-120V/50-60Hz
Power Consumption:	100W
Air Volume:	Max 100CFM
Active Oxygen(on) :	5000 mg/hr
Sound Level(DB):	45 Db.
Product size(mm):	L7xW14xD10 Inches
Weight:	10.5 lbs
Model:	H2O-5000

Operating the Commercial Purifier

(Front View)



PART

FUNCTION

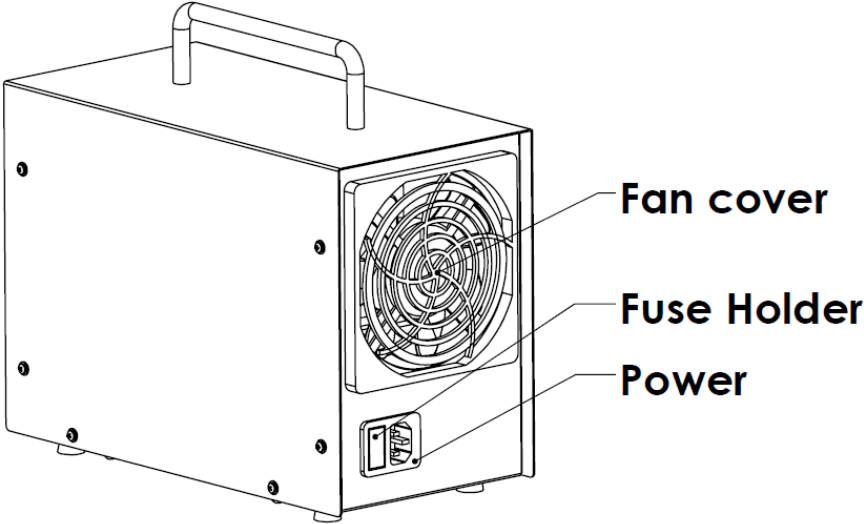
Timer Control Knob

Turn clockwise to set the timer for timed operation up to two hours.

Indicator Light

Illuminates when unit is in operation.

(Back View)



PART	FUNCTION
------	----------

Fuse Holder

Houses removable fuse.

Power Cord

(Spare fuse included, 1 amp, 0.79
inch in length)
100~120 or 220~240 Volt grounded
cord (unless otherwise).

OPERATION

The Ozone generator is designed to remove odors in unoccupied spaces. The unit has a timer that will enable it to run for a maximum duration of 2 hours. The timer will then shut the commercial air purifier off. You should allow 40 minutes before returning to the treated area. To operate the Ozone Generator:

To operate the Ozone generator:

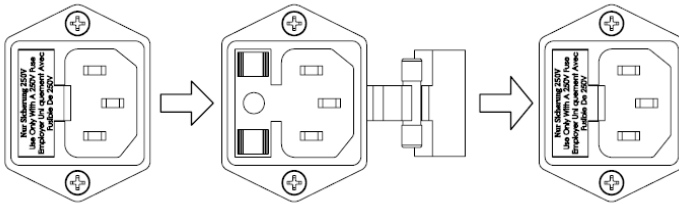
- Close off the desired area to be treated.
- Remove all occupants and pets.
- Position the unit as close as possible to the odor source.
- In such environments as motels that have individual heating and cooling systems, turn the fan on and set on re-circulate.
- Set timer to desired time and leave the room.

- Allow 40 minutes before re-entering the treated space.
- Return to space & ventilation area.
- **WARNING** – Failure to properly clean (every 6 months) inspect, maintain, and/or replace defective plates may result in a fire hazard.

TROUBLESHOOTING

If you suspect a problem with your unit check the following:

- Unit is plugged in properly.
- It's important that the Commercial Air purifier be properly grounded to avoid potential shock.
- Fuse is installed properly and in good condition. To replace fuse, pull out the plastic fuse holder, remove old fuse and insert new fuse. Replacement fuse must be 1 amp (0.79 inch). Refer to picture as follows:



SERVICE AND WARRANTY

The New Comfort H2O-5000 commercial air purifier is covered by a 3-Year Limited Factory Warranty.

The warranty covers the complete unit except for filters or Ozone tube.

New Comfort or its authorized service centers shall pay for all parts and labor for authorized warranty claims. The customer is responsible to pay for all shipping costs associated with the warranty. To receive a warranty claim simply contact your local New Comfort dealer where you bought the unit or send an email to service@newcomfortcleaners.com.