



Ozone Generator
Air Purifier
HE-500/O3



OWNER'S MANUAL



Please read all of the information provided in this owner's manual before operating your new commercial air purifier.

SERVICE AND WARRANTY

The New Comfort HE 500/O3 commercial air purifier is covered by a 3-Year Limited Factory Warranty. The warranty covers the complete unit except for filters or Ozone Plates. New Comfort or its authorized service centers shall pay for all parts and labor for authorized warranty claims. The customer is responsible to pay for all shipping costs associated with the warranty. To receive a warranty claim simply contact your local New Comfort dealer where you bought the unit or send an email to service@newcomfortcleaners.com.

WARNING

This air unit is not a medical device. Do not stop or alter any medical therapy programs or medications without the advice of your physician. Excessive ozone concentrations may cause mucous membrane or respiratory irritation.

	CAUTION	
	RISK OF ELECTRICAL SHOCK DO NOT OPEN	
	ATTENTION	
Caution: TO REDUCE THE RISK OF ELECTRICAL SHOCK, DO NOT REMOVE COVER. NO USER SERVICEABLE PARTS INSIDE. REFER SERVICING TO QUALIFIED SERVICE PERSONNEL.		

This “bolt of lightning” indicates that uninsulated material within your unit may cause an electrical shock. For the safety of everyone, do not remove product covering. **NEVER PLUG UNIT INTO A POWER STRIP. PLUG INTO A WALL OUTLET ONLY**

WARNING – Failure to properly clean (every 6 months) inspect, maintain, and/or replace defective ozone plates may result in a fire hazard.

Congratulations on the purchase of your New Comfort HE-500/O3 Odor Destroying Ozone Air Purifier. The HE-500/O3 is powerful, compact, energy efficient and attractive. It is designed to quickly and effectively remove even the worst of odors such as: smoke, smoke damage, pet odors, dirty odors, mold and more. It can be used in homes, businesses, cars, RVs and more. **Read ALL instructions carefully before using this product**

FOR YOUR RECORDS

Please record the model and serial number below, for easy reference, in case of loss or theft. These numbers are located on the back panel of your air purification unit. Space is also provided for other relevant information.

Model Number _____

Serial Number _____

Date of Purchase _____

Purchased From _____


SPECIFICATIONS

Model:	HE-500/O3
Rated Voltage:	USA/Japan AC 100-120V/50-60Hz
Power Consumption:	46W
Ceramic Plate Size(1plate):	Size: 90X50MM
Air Volume:	Max 80 CFM(2.24 M ³ /min)
Active Oxygen(on) :	6000 to 8500 mg/h
Sound Level(DB):	35
Product size(mm):	W175xH150xD205MM
Weight:	4.2 lbs

TROUBLESHOOTING

If you suspect a problem with your unit check the following:

- Unit is plugged in properly. Make sure plug is firmly pushed in all the way on the air purifier's side, as well as the wall.
- It's important that the commercial air purifier be properly grounded to avoid potential shock.
- Fuse is installed properly and in good condition. To replace fuse, pull out the plastic fuse holder, remove old fuse and insert new fuse. Replacement fuse must be 1 amp (0.79 inch). Refer to picture at follows:



MAINTENANCE

When the air purifier no longer produces enough ozone to be

effective, the ozone plate should be cleaned or replaced. (Usually it should be replaced after working 5000 hours)

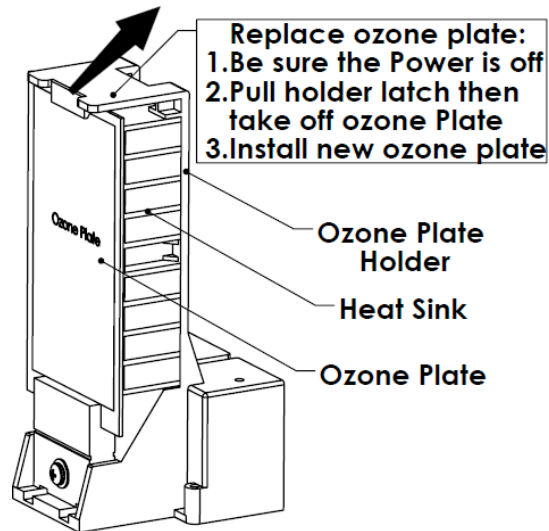
WARNING – Failure to properly clean (every 6 months) inspect, maintain, and/or replace defective ozone plates may result in a fire hazard.

How to replace a plate:

1. Turn the unit off and unplug from outlet.
2. Use screwdriver to drive off screw on the cover and take away cover.
3. Pull ceramic plate out of ozone generator module.
4. Install ceramic plate as in figure.

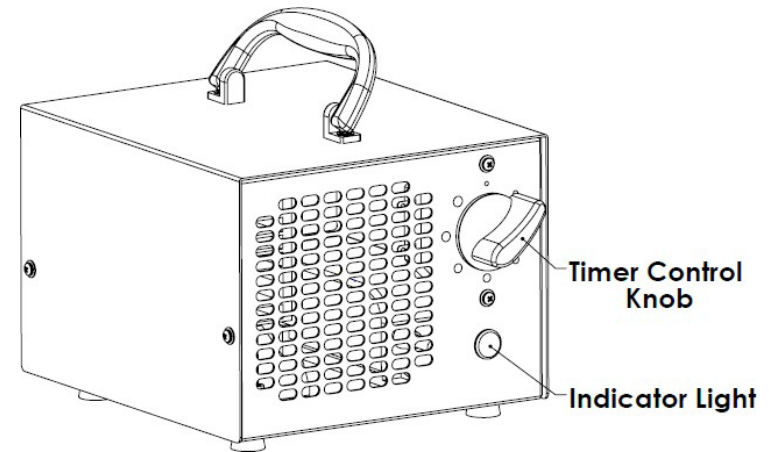
Be careful not to drop the plate.

* To clean the ozone plate, follow the instructions above but then rinse ceramic plate in warm water until clean, allow it to dry completely, and reinstall.



Operating the Commercial Purifier

(Front View)



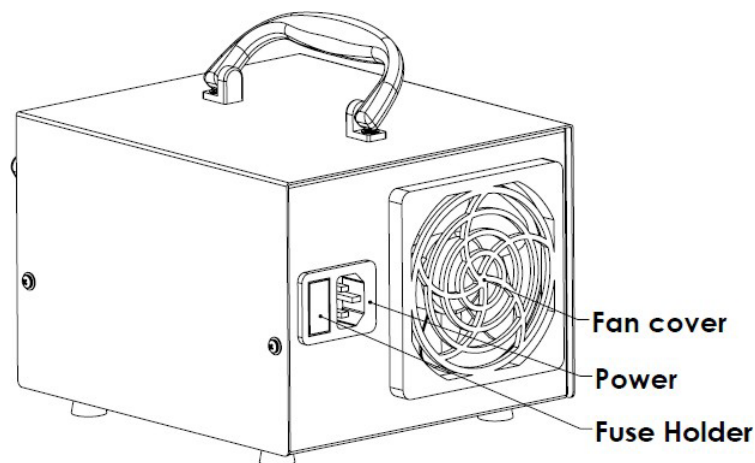
PART

FUNCTION

Timer Control Knob	Turn clockwise to set the timer for timed operation up to TWO hours.
Indicator Light	Illuminates when unit is in operation.

OPERATION

(Back View)



PART	FUNCTION
Fuse Holder	Houses removable fuse. (Spare fuse included, 1 amp, 0.79 inch in length)
Power Cord	110 Volt grounded cord

The commercial air purifier is designed to remove odors in unoccupied spaces. The unit has a timer that will operate the unit up to a maximum of 2 hours. The timer will run the unit for up to two hours and then shut the commercial air purifier off. You should allow 40 to 60 minutes before returning to the treated area. To operate the Commercial Air Purifier:

- Close off the desired area to be treated.
- Remove all occupants and pets.
- Position the unit as close as possible to the odor source.
- In such environments as motels that have individual heating and cooling systems, turn the fan on and set to re-circulate.
- Set timer to desired time and leave the room.
- Allow 40 minutes before re-entering the treated space.
- Return to space and ventilate area.