

# New Comfort Commercial Air Purifier

Model: PLCOZHMA500

---

Air Odor Purification Unit

## User Guide

*“Knock out  
odors at their source”*

Please read all the information provided in this user's guide before operating your new air unit.

Congratulations on your purchase of your New Comfort PLCOZHMA500 Commercial Ozone Generator and odor eliminator! The PLCOZHMA500 is made from durable Stainless-Steel construction and designed to last for many years. With a powerful 3000 mg/hour of output it is designed to remove even the worst of odors. Features Include:

- Stainless Steel construction is designed to last many years and resists any corrosion.
- Powerful Large Industrial 3 Ceramic Plate design produces an amazing 3000 mg/hour of Ozone output, which can eliminate most powerful odors. The user may reduce the Ozone output for smaller spaces by removing a plate.
- 1 Hour Timer allows for treating a room and simply walking away. After 1 hour the unit turns off automatically and the area is treated. For more serious odors the unit has a continuous “Hold” feature where the unit can be manually run until the user turns it off.
- Powerful UV which treats and cleans all the air as it passes through the unit.
- 3 Year Factory Warranty



Examples of Odors it can help control can be Smoke Damage, Pet Odors, Pesticides, Cleaning Fume Odors, Cigarette Smoke, Mold & Mildew, Virus's, Paint Odors, Cooking Odors, Water Damage, Decaying material and much more.

**Only operate in unoccupied room as high concentrations of Ozone may cause lung irritation.**

**NEVER PLUG UNIT INTO A POWER STRIP. ALWAYS PLUG UNIT DIRECTLY INTO A WALL OUTLET**

## **WARNING**

**This air unit is not a medical device. Do not stop or alter any medical therapy programs or medications without the advice of your physician. Excessive ozone concentrations may cause mucous membrane or respiratory irritation.**

	<b>CAUTION</b>	
	<b>RISK OF ELECTRICAL SHOCK DO NOT OPEN</b>	
	<b>ATTENTION</b>	



This “lightning bolt” indicates un-insulated material within your unit may cause an electrical shock. For the safety of everyone, do not remove product covering.



This “exclamation point” calls attention to a feature for which you should read the enclosed literature carefully to prevent operating and maintenance problems.

**Read ALL instructions carefully before using this product.**

## **FOR YOUR RECORDS**

Please record the model and serial number below, for easy reference, in case of loss or theft. These numbers are located on the back panel of your air purification unit. Space is also provided for other relevant information.

Model    Number\_\_\_\_\_

Serial    Number\_\_\_\_\_

Date of Purchase\_\_\_\_\_

Purchased    From\_\_\_\_\_

# Operating the PLCOZHMA500 Commercial Cleaner

## (Front View)



### PART

### FUNCTION

#### Timer Control Knob

Turn clockwise to set the timer for timed operation up to one hour. Turn counterclockwise to 'Hold' position for continuous use.


#### Indicator Light

Illuminates when unit is in operation.

#### UV light

UV light can kill bacteria, mold, germ, etc. 5 Watt 5000 hour rated bulb.

(Back View)



PART	FUNCTION
<b>Plate Receiver Slots</b>	Insertion of ceramic plates.
<b>Fuse Holder</b>	Houses removable fuse. (Spare fuse included, 1 amp, 1.25 inch)
<b>Power Cord</b>	110 Volt grounded cord (unless otherwise specified). DO NOT bypass ground.



This unit must be provided with an electrical ground at all times!

## OPERATION

The New Comfort PLCOZHMA500 Commercial Purifier is designed to remove odors and sanitize the air in unoccupied spaces by using Ozone and UV light. The unit has a timer that will enable it to run unattended. The timer will run the unit for up to an hour and then shut the Industrial Cleaner off. You should allow 45 minutes to 1 hour before returning to the treated area.

To operate the Industrial Cleaner:


- 🕒 Close off the desired area to be treated.
- 🕒 Remove all occupants and pets.
- 🕒 Position the unit as close as possible to the odor source.
- 🕒 In such environments as motels that have individual heating and cooling systems, turn the fan on and set it to re-circulate.
- 🕒 Set timer to desired time and leave the room.
- 🕒 Allow 45 minutes to 1 hour before re-entering the treated space.
- 🕒 Return to space & ventilation area.

**Note:** For more severe odor problems, turn dial to the left onto indefinite “Hold”. This will allow for much longer sanitization. Upon return be sure to turn it off immediately and open outside windows and doors and return when the sanitization smell is gone.

**Warning:** Excessive ozone concentrations may cause mucous membrane or respiratory irritation and can be harmful.

The amount of time necessary to eliminate pollutants depends on the type of pollutant causing the odors. The effect of ozone may vary according to atmospheric and/or environmental conditions such as altitude, humidity, air movement, design/floor plan, and the severity

of the odor problem.


 **Altitude:** The higher altitudes should require less ozone.


 **Humidity:** High humidity should require more ozone.


To treat a specified area, the air in that area does not need to pass through the unit as with air filtration devices. Instead, the unit generates ozone internally which circulates throughout the room to attack odor at their source.


It will control odors from sources such as:


 Cigarette Smoke


 Cooking Odors

 Water Damage

 Mold & Mildew


 Decaying Matter


 Cleaning Fumes


 Smoke Damage

 Pet Odors

 New Construction

 Paint Fumes


 Carpet Odors


 Pesticides


The Industrial Cleaner is ideal for such application as:

 Automobiles


 Airplanes


 Carpet Cleaning

 Boats


 Office Buildings


 Property Management


 Basements

 Food Markets

 Motel/Hotel Resorts

 Limousines

 Food Service

 Recreational Vehicles

**Warning :** Excess ozone concentrations can cause mucous membrane and respiratory irritation, turn off the dial and ventilate the area after sanitizing. To reduce the risk of electrical shock, do not remove the cover.

**Warning :** Eye damage may result from directly viewing the light produced from the UV lamp used in this product. Always unplug the unit before servicing.

**Read Carefully :** This commercial air cleaner is for use in unoccupied space only. Close all doors and windows in the space to be treated. Make certain all occupants and pets have been removed. Turn dial clockwise to select time desired or turn counterclockwise for indefinite time. Make sure Timer dial is OFF when return to space. Open the windows and doors until the sanitizing smell is gone.

**Read Carefully :** For best results carefully clean Ozone plates every 30 days.



## CLEANING & MAINTENANCE

When the purifier no longer produces enough ozone to be effective, the ozone plates should be cleaned. A good rule of thumb is every 30 days. Some environments can cause ozone output to be reduced in a shorter time, but other environments may take longer.

**To clean the ozone plate:** first turn the unit off and unplug from outlet. Next remove the plates from the back of the unit. Pull plates firmly to remove from slot. With plate firmly supported in the hand or on a flat surface, wash with warm soapy water or a grease cutting detergent and scrub with a brush. Spray liquid detergent with chlorine may be used if necessary. Be careful not to drop the plate. Clean the metal screen and the ceramic tile. Rinse the plate in hot water and dry completely before reinstalling. Reinstall plate, making sure it is flush with the back of the unit.

**WARNING** – Failure to properly clean (every 6 months) inspect, maintain, and/or replace defective ozone plates may result in a fire hazard.

## TIMER

The Commercial Purifier incorporates a timer for your convenience and safety. The timer can be set for up to a total of 60 minutes. When you turn the dial to the right or clockwise you are activating the timer.

## TROUBLESHOOTING

If you suspect a problem with your unit, check the following:

- 1) Unit is plugged in properly and turned on. This includes making sure the cord is firmly shoved in all the way where it connects to the unit.
  - Wall outlet is active.
  - Ceramic plates are clean and dry.
  - Plate alignment is correct, making sure plates are flush with back of unit.
  - The fuse is installed properly and in good condition (to replace fuse, rotate fuse holder counterclockwise to unscrew, remove old fuse, replace with spare). Fuse is 1 amp (1.25 inch).

NOTE - It's important that the Lightning Air be properly grounded to avoid potential shock.

If the fan is still not operating or no buzzing sound is detected when operating, please contact your authorized New Comfort Service Center.

If UV light does not work, please contact your New Comfort Authorized dealer for service repairs or to purchase a replacement bulb. Do not disassemble the unit.

**Caution: No attempt should be made to remove the top panel of the unit, as there are no user serviceable parts. Opening the unit without consent may void the warranty.**

The commercial air purifier comes with a 3 Year Limited Warranty for Residential use and a 1 Year Limited Warranty for Commercial Use. For warranty or service on this unit please contact the retailer you bought the unit from.